



# E-Scooter Share Program Overview

Community Board 11, Transportation Committee

October 10, 2023



# Agenda

1. E-Scooter Share Timeline
2. Program Overview
3. Long-term Program Geography



---

# E-Scooter Share Timeline






# What is E-Scooter Share?

- **Network of shared e-scooters**
  - Intended for point-to-point transportation
- **Increased mobility**
  - Additional transportation option
  - Convenient for trips that are too far to walk, but too short for the subway or a car
  - Connections to transit
- **Flexibility**
  - Vehicles are dockless, limiting infrastructure needs
  - Find, unlock, and lock e-scooters through smartphone apps



# E-Scooter Share Timeline

- **August 2021** – E-scooter share pilot launched in Phase 1 in the East Bronx with three operators (Bird, Lime, Veo)
- **November 2022** – DOT released pilot evaluation report and began selection process for long-term program following the pilot
- **Summer 2023** – Pilot ends and three operators (Bird, Lime, Veo) continue service in the East Bronx
-  **Fall 2023** – Outreach for Queens outreach begins as part of a long-term program, parking feedback portal opens
- **Winter 2024** – Present parking and program details to community stakeholders
- **Spring 2024** – Program launches in Queens



# Why Eastern Queens?

- Area: ~20 square miles
- Population: ~600,000
- Population Density: ~25,000
- Connections between major transportation and commercial hubs
- Almost entirely in Tier 1 and 2 DOT Priority Investment Areas
- Close to the East Bronx for vendor operations
- No existing micromobility share systems



---

# Program Overview

# 2

# Standard Vehicles



Bird Three



Lime Gen4



Astro Standing &  
Cosmo Seated Scooters



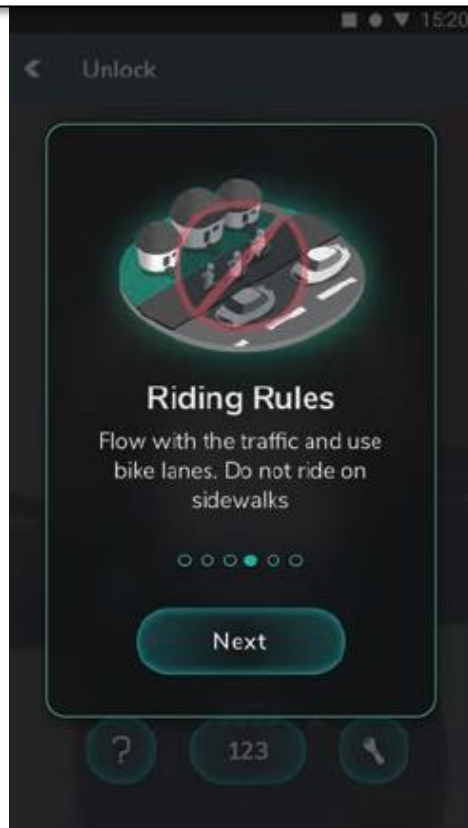
# How to Ride

## Get Ready to Ride

Download the app

Register with ID & payment information

Take in-app safety training and complete safety quiz

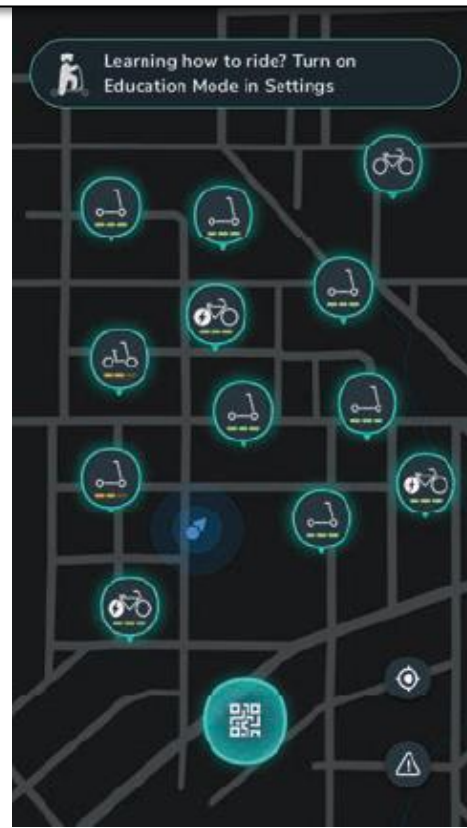


## Find an E-Scooter

Find an e-scooter in the app

Unlock the e-scooter by scanning a QR code on the vehicle

Ride the e-scooter as you would ride a bicycle






## End Your Trip

Park the scooter in either a designated parking corral or on the sidewalk out of the path of travel

Follow in-app directions for locking the e-scooter



# Pricing

Regular Price	 BIRD	 Lime	
<b>Cost to Unlock</b>	\$1	\$1	\$1
Costo para desbloquear			
<b>Additional cost / minute</b>	\$0.42	\$0.42	\$0.39
Costo adicional / minuto			
<b>Discounted Price</b>	<b>\$5 per month for unlimited 45-minute rides, \$0.39 / minute afterwards</b>	<b>1 free 30-minute ride / day, \$0.04 / minute afterwards</b>	<b>\$5 per month for 1 free 30- minute ride / day, \$0.20 / minute afterwards</b>
Precio descontado	<i>\$5 por mes para viajes ilimitados de 45 minutos, \$0.39 por minuto después</i>	<i>Paseos gratis de 30 minutos, \$0.04 / minuto después</i>	<i>\$5 por mes para viajes ilimitados de 30 minutos, \$0.20/minuto después</i>

# Equity & Accessibility

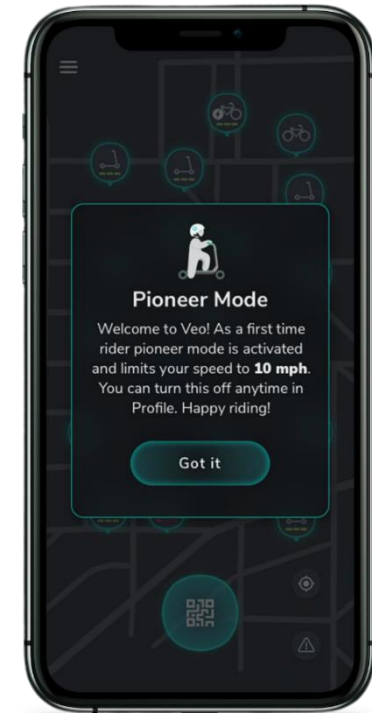
- Require all operators to provide accessible scooter devices for residents with ambulatory disabilities
- Require all operators to host monthly community engagement events to promote discounted pricing and accessible vehicles
- Provide promotional materials in multiple languages
- Contract includes worker and user protections





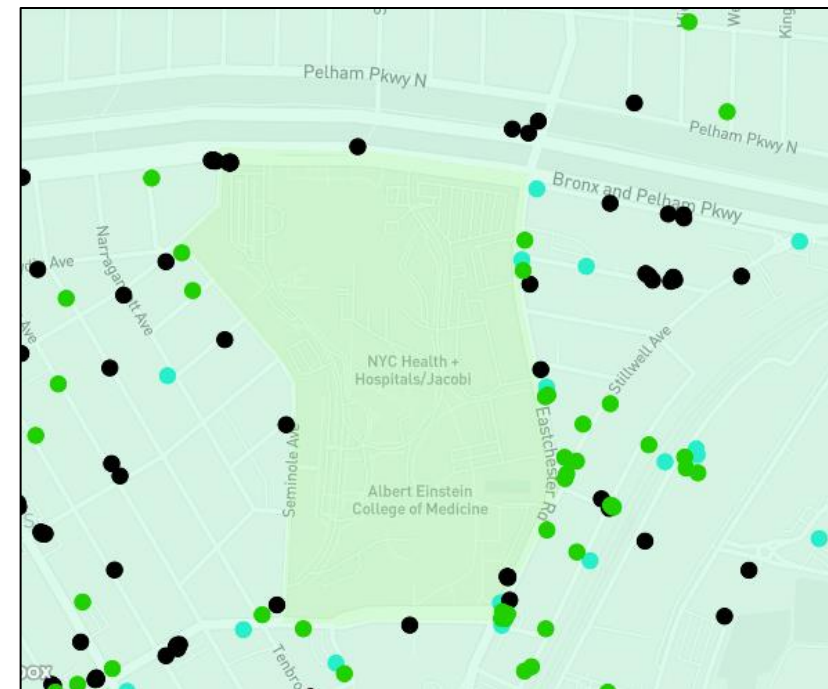
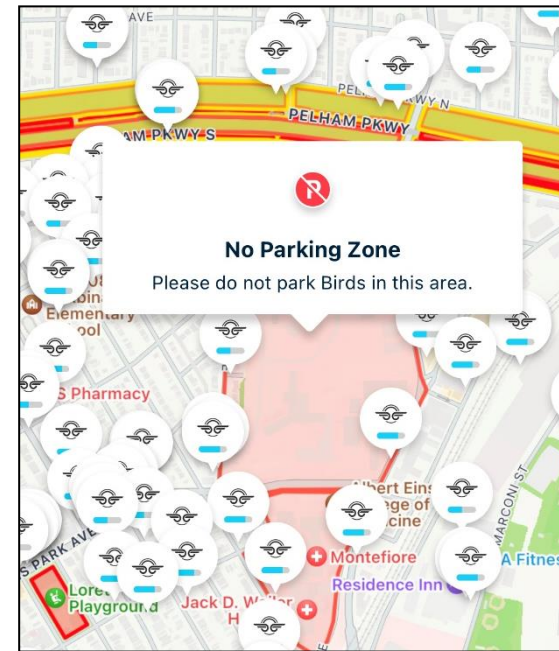
# Safety Program

- Mandatory age verification and in-app safety quiz for new riders
- Beginner Mode: first 3 trips speed-limited at 10mph and cannot start in overnight hours
- Helmet give-away and in-person lessons every month
- Rider accountability and account sharing prevention
- DOT Safety Committee meets regularly with companies and amends contract safety requirements as needed



# Operations & Enforcement

- DOT conducts comprehensive oversight and enforces program rules
- Enforcement tools include:
  - Slow zones
  - No ride zones
  - No parking zones
  - Service area borders
  - Temporal restrictions



# Mandatory Parking Corrals

- Parking corrals minimize sidewalk clutter on busy corridors
- Riders may not end trip in these corridors unless e-scooter is inside a corral
- Corral locations selected by DOT
- Corral location examples in the Bronx: White Plains Rd, Bronx Blvd, and in Westchester Square





# Free-Floating Parking Zones

- Outside of corral corridors, riders may park e-scooter in the sidewalk furniture zone
- Riders may not:
  - Block the pedestrian path of travel (including pedestrian ramps)
  - Block driveways or curb cuts
  - Park in the roadbed or on private property
- Operators must rectify improperly parked e-scooters
- Improperly parked e-scooters can be reported directly to companies or 311



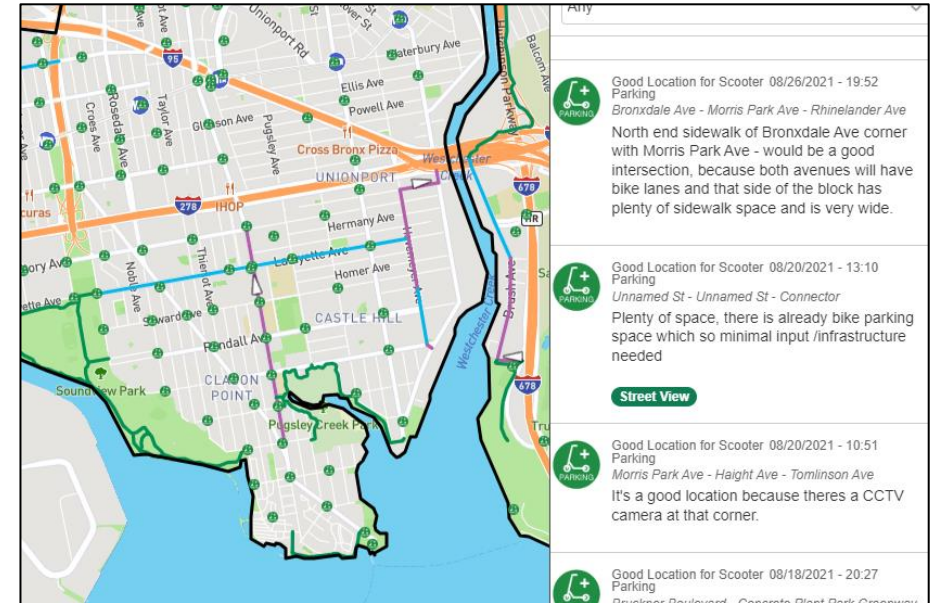
---

## Next Steps

3

# Timeline to Launch

- Fall 2023: Community Education & Feedback Collection
  - On-street engagement and online feedback portal to gather input from the community
  - Briefings with elected officials, Community Boards, and other community stakeholders (including BIDs, universities, hospitals, community groups, and other city agencies)
- Winter & Spring 2024: Pre-Launch Plans
  - Present corral parking locations and program details to elected officials, Community Boards, and other community stakeholders
  - Send corral parking notifications to adjacent property owners and key stakeholders
- Spring 2024: Post-Launch
  - Daily on-street outreach and education at key destinations and corrals
  - Promote program and highlight discount pricing options via social media and through stakeholders





---

**Thank you! Questions?**

# Eastern Queens Priority Areas

- Priority 1 NTA
- Priority 2 NTA
- Parkland

